

Quality indicators help schools, education authorities and inspectors to judge what is good and what needs to be improved in the work of the school. You can find these quality indicators in the publication *How good is our school?*¹. Following the inspection of each school, the Scottish Government gathers evaluations of three important quality indicators to keep track of how well all Scottish schools are doing.

Here are the evaluations for St Joseph's Primary School.

Improvements in performance	very good
Learners' experiences	very good
Meeting learning needs	good

We also evaluated the following aspects of the work of the school.

The curriculum	good
Improvement through self-evaluation	good

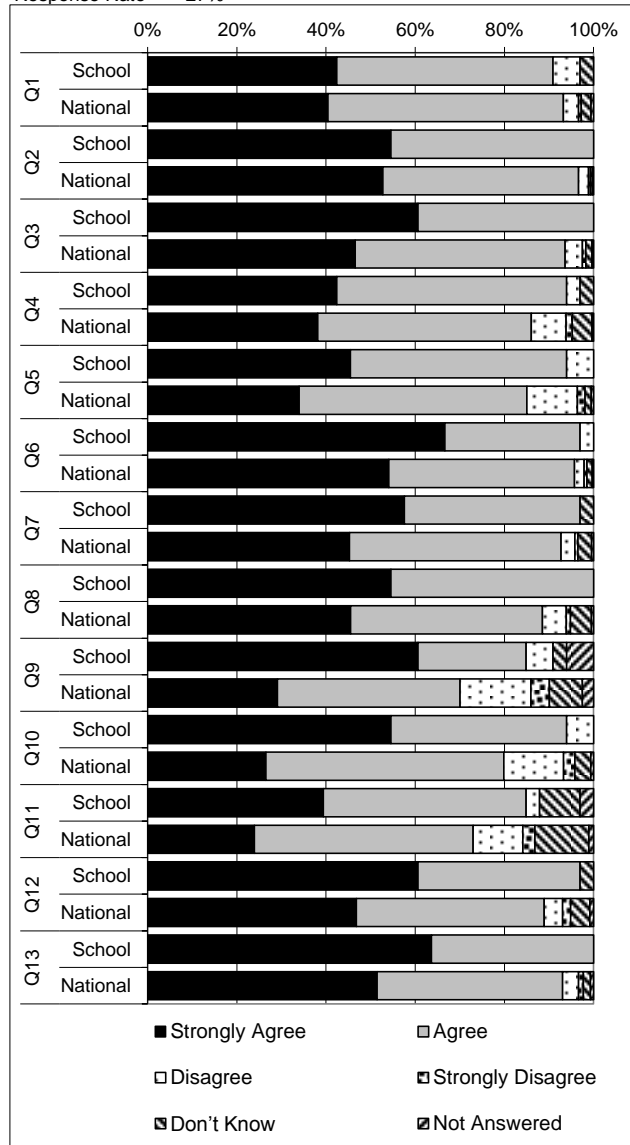
A copy of the full letter is available on the Education Scotland website at <http://www.educationscotland.gov.uk/inspectionandreview/reports/school/primsec/StJosephsPrimarySchoolInverclyde.asp>

¹ *How good is our school? The Journey to Excellence: part 3*, HM Inspectorate of Education, 2007, http://www.educationscotland.gov.uk/Images/HowgoodisourschoolJtEpart3_tcm4-684258.pdf. Please note that the term "adequate" in the document has been replaced with "satisfactory".

A sample of parents, children and young people, and all members of staff were invited to give their views of the school using a pre-inspection questionnaire. Their views informed the inspection process, including the nature of discussions in a number of meetings. Strengths and issues identified were explored by the inspection team, and the findings are included in the inspection report. The following information gives the statistical detail from those that returned questionnaires.

Parent Questionnaire Summary

Centre Name St Joseph's Primary School
 SEED Number 8641927
 Quest. Issued 121
 Quest. Input 33
 Response Rate 27%

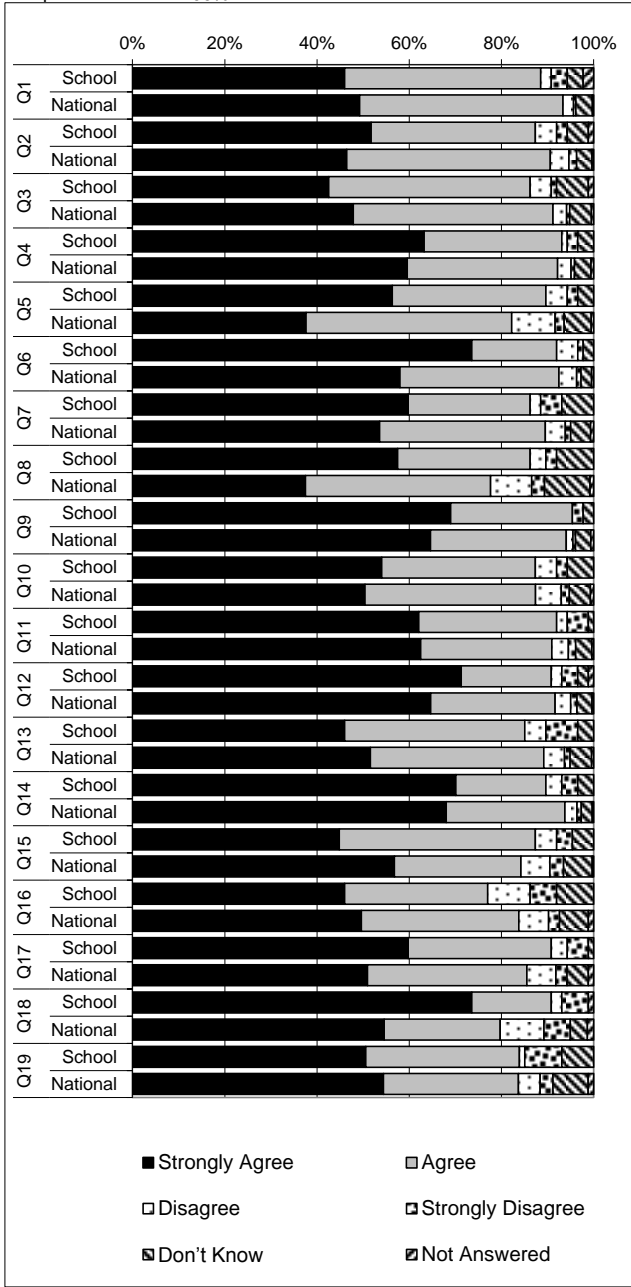


		Percentage %							
		Strongly Agree	Agree	Disagree	Strongly Disagree	Don't Know	Not Answered	Strongly Agree & Agree	Disagree & Strongly Disagree
Q1	School	42%	48%	6%	0%	3%	0%	91%	6%
Q1	National	55%	45%	0%	0%	0%	0%	100%	0%
Q2	School	61%	39%	0%	0%	0%	0%	100%	0%
Q2	National	42%	52%	3%	0%	3%	0%	94%	3%
Q3	School	45%	48%	6%	0%	0%	0%	94%	6%
Q3	National	67%	30%	3%	0%	0%	0%	97%	3%
Q4	School	58%	39%	0%	0%	3%	0%	97%	0%
Q4	National	55%	45%	0%	0%	0%	0%	100%	0%
Q5	School	61%	24%	6%	0%	3%	6%	85%	6%
Q5	National	55%	39%	6%	0%	0%	0%	94%	6%
Q6	School	39%	45%	3%	0%	9%	3%	85%	3%
Q6	National	61%	36%	0%	0%	3%	0%	97%	0%
Q7	School	64%	36%	0%	0%	0%	0%	100%	0%
Q7	National								
Q8	School								
Q8	National								
Q9	School								
Q9	National								
Q10	School								
Q10	National								
Q11	School								
Q11	National								
Q12	School								
Q12	National								
Q13	School								
Q13	National								

Note: Will not always sum to 100% due to rounding

Pupil Questionnaire Summary

Centre Name St Joseph's Primary School
 SEED Number 8641927
 Quest. Issued 87
 Quest. Input 87
 Response Rate 100%

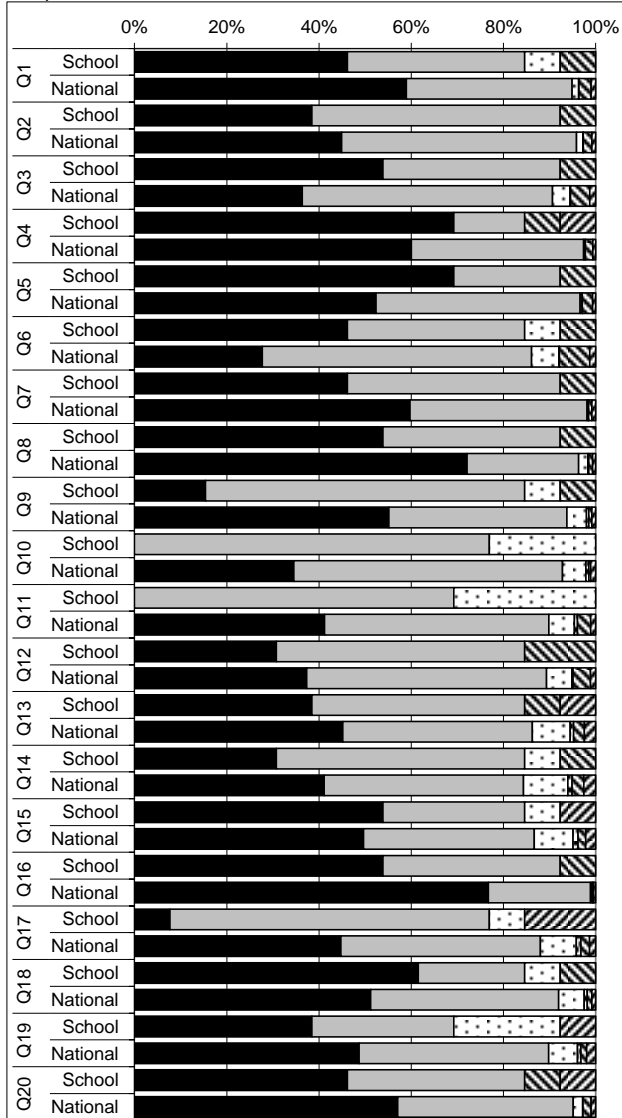


		Percentage %							
		Strongly Agree	Agree	Disagree	Strongly Disagree	Don't Know	Not Answered	Strongly Agree & Agree	Disagree & Strongly Disagree
Q1	School	46%	43%	2%	3%	3%	2%	89%	6%
	National	46%	43%	2%	3%	3%	2%	89%	6%
Q2	School	52%	36%	5%	2%	5%	1%	87%	7%
	National	52%	36%	5%	2%	5%	1%	87%	7%
Q3	School	43%	44%	5%	1%	7%	1%	86%	6%
	National	43%	44%	5%	1%	7%	1%	86%	6%
Q4	School	63%	30%	1%	2%	3%	0%	93%	3%
	National	63%	30%	1%	2%	3%	0%	93%	3%
Q5	School	56%	33%	5%	2%	3%	0%	90%	7%
	National	56%	33%	5%	2%	3%	0%	90%	7%
Q6	School	74%	18%	5%	1%	2%	0%	92%	6%
	National	74%	18%	5%	1%	2%	0%	92%	6%
Q7	School	60%	26%	2%	5%	7%	0%	86%	7%
	National	60%	26%	2%	5%	7%	0%	86%	7%
Q8	School	57%	29%	3%	2%	8%	0%	86%	6%
	National	57%	29%	3%	2%	8%	0%	86%	6%
Q9	School	69%	26%	0%	2%	2%	0%	95%	2%
	National	69%	26%	0%	2%	2%	0%	95%	2%
Q10	School	54%	33%	5%	2%	6%	0%	87%	7%
	National	54%	33%	5%	2%	6%	0%	87%	7%
Q11	School	62%	30%	2%	5%	1%	0%	92%	7%
	National	62%	30%	2%	5%	1%	0%	92%	7%
Q12	School	71%	20%	2%	3%	2%	1%	91%	6%
	National	71%	20%	2%	3%	2%	1%	91%	6%
Q13	School	46%	39%	5%	7%	3%	0%	85%	11%
	National	46%	39%	5%	7%	3%	0%	85%	11%
Q14	School	70%	20%	3%	3%	3%	0%	90%	7%
	National	70%	20%	3%	3%	3%	0%	90%	7%
Q15	School	45%	43%	5%	3%	5%	0%	87%	8%
	National	45%	43%	5%	3%	5%	0%	87%	8%
Q16	School	46%	31%	9%	6%	8%	0%	77%	15%
	National	46%	31%	9%	6%	8%	0%	77%	15%
Q17	School	60%	31%	3%	5%	1%	0%	91%	8%
	National	60%	31%	3%	5%	1%	0%	91%	8%
Q18	School	74%	17%	2%	6%	0%	1%	91%	8%
	National	74%	17%	2%	6%	0%	1%	91%	8%
Q19	School	51%	33%	1%	8%	7%	0%	84%	9%
	National	51%	33%	1%	8%	7%	0%	84%	9%

Note: Will not always sum to 100% due to rounding

Teacher Questionnaire Summary

Centre Name St Joseph's Primary School
 SEED Number 8641927
 Quest. Issued 20
 Quest. Input 13
 Response Rate 65%



■ Strongly Agree □ Agree
 □ Disagree ■ Strongly Disagree
 ■ Don't Know ■ Not Answered

		Percentage %							
		Strongly Agree	Agree	Disagree	Strongly Disagree	Don't Know	Not Answered	Strongly Agree & Agree	Disagree & Strongly Disagree
Q1	Staff regularly discuss how to improve achievement for all pupils at both stage and whole-school level.	46%	38%	8%	0%	8%	0%	85%	8%
Q2	All pupils are given activities which meet their learning needs.	38%	54%	0%	0%	8%	0%	92%	0%
Q3	Pupils are involved in setting learning targets.	54%	38%	0%	0%	8%	0%	92%	0%
Q4	Pupils are provided with regular feedback on what they need to do to improve.	69%	15%	0%	0%	8%	8%	85%	0%
Q5	Pupils are provided with opportunities to evaluate their own work and that of others.	69%	23%	0%	0%	8%	0%	92%	0%
Q6	Staff regularly ask for pupils' views on how their learning experiences could be improved.	46%	38%	8%	0%	8%	0%	85%	8%
Q7	Pupils take an active part in their learning.	46%	46%	0%	0%	8%	0%	92%	0%
Q8	Staff treat all pupils equally.	54%	38%	0%	0%	8%	0%	92%	0%
Q9	Staff and pupils respect each other.	15%	69%	8%	0%	8%	0%	85%	8%
Q10	The pupils are well behaved.	0%	77%	23%	0%	0%	0%	77%	23%
Q11	Support for pupils with additional support needs is effective.	0%	69%	31%	0%	0%	0%	69%	31%
Q12	Parents are fully involved in the school and their children's learning.	31%	54%	0%	0%	15%	0%	85%	0%
Q13	I have been actively involved in developing the school's vision and values.	38%	46%	0%	0%	8%	8%	85%	0%
Q14	I am actively involved in setting priorities to improve the school.	31%	54%	8%	0%	8%	0%	85%	8%
Q15	I have regular opportunities to help shape the curriculum by having staff discussions and working groups.	54%	31%	8%	0%	0%	8%	85%	8%
Q16	I am aware of the school's procedures for protecting children.	54%	38%	0%	0%	8%	0%	92%	0%
Q17	Leadership at all levels is effective.	8%	69%	8%	0%	0%	15%	77%	8%
Q18	Staff communicate effectively with each other.	62%	23%	8%	0%	8%	0%	85%	8%
Q19	I have good opportunities to take part in continuing professional development.	38%	31%	23%	0%	0%	8%	69%	23%
Q20	Staff across the school share good practice.	46%	38%	0%	0%	8%	8%	85%	0%

Note: Will not always sum to 100% due to rounding

DISCLOSURE CONTROL APPLIED